



MAZDA MX-5







How do you redesign an icon for the future? You don't. You can only evolve an already perfect design formula honed by over 30 years of driving exhilaration into another timeless work of art.

By fusing dynamism and simplicity into an open-top, two-seater that inherently evokes a rush of emotions, the award-winning Mazda MX-5 takes four generations of classic roadster proportions and advances it to the future.

Lower and more balanced, dynamic, and emotive even at a standstill, the most popular sports car in the world continues to inspire and arouse a new generation of drivers who celebrate being one with their car.



# DRIVING PURITY

The concept of a lightweight, open-top two-seat sports car harks back to a purpose borne on the fast lane decades ago—the attainment of joy in driving. With its canvas roof neatly tucked behind you, the Mazda MX-5 continues to fulfill your long-held yearning for freedom behind the wheel. The rush of wind in your face, the expanse of open space from the sky above, the feeling of exhilaration as you carve through the most winding of roads—all these make the Mazda MX-5 your ticket to rediscovering the youth you never left behind.








## DIFFERENT LOOK, SAME FEEL

Mazda believes in facing any challenge head on. The answer to the question on how to preserve the roadster's charisma while meeting the demand for a coupe that comprehensively shelters from the elements is a design decision that offered no compromise to the classic open-top design. The MX-5 Retractable Fastback combines the reassurance of a hard roof with the sleek buttress of a Targa top to deliver a unique and expressive solution that balances the driver's needs with their wants. Whether with the top up or down, the MX-5 RF is a genuine sportscar in every sense of the word.



# THE SATISFACTION OF ONENESS




Every Mazda is engineered to underscore a key brand philosophy. *Jinba-Ittai*, or horse and rider as one, is at the core of every Mazda vehicle design. Nothing quite celebrates this more than the Mazda MX-5. As the ultimate expression of the bond between man and machine, the MX-5 forms a natural connection between the road and the driver, allowing you to feel and savor every moment behind the wheel.

This is what makes every Mazda different.

This is what makes driving the Mazda MX-5 a desire you'll forever crave.







# TUNED FOR FUN

A distinctive growl. An undeniable tingle up your spine. A crisp shift in every gear. Each little detail in the Mazda MX-5 makes each driving moment an involving affair.

Designed by passionate engineers who yearn for the pleasure in driving, the MX-5's enhanced 2.0-liter SKYACTIV-G engine that delivers 184 PS at a high 7,000 rpm and its aluminum and high-tensile steel lightweight body, along with its rear-wheel drive layout and balanced 50/50 weight distribution, make it the ideal platform to experience a truly invigorating drive.

With SKYACTIV Technology, Mazda engineers made sure the Mazda MX-5's engine, drivetrain, chassis, body and suspension all work in harmony to deliver the ultimate in smiles per gallon.





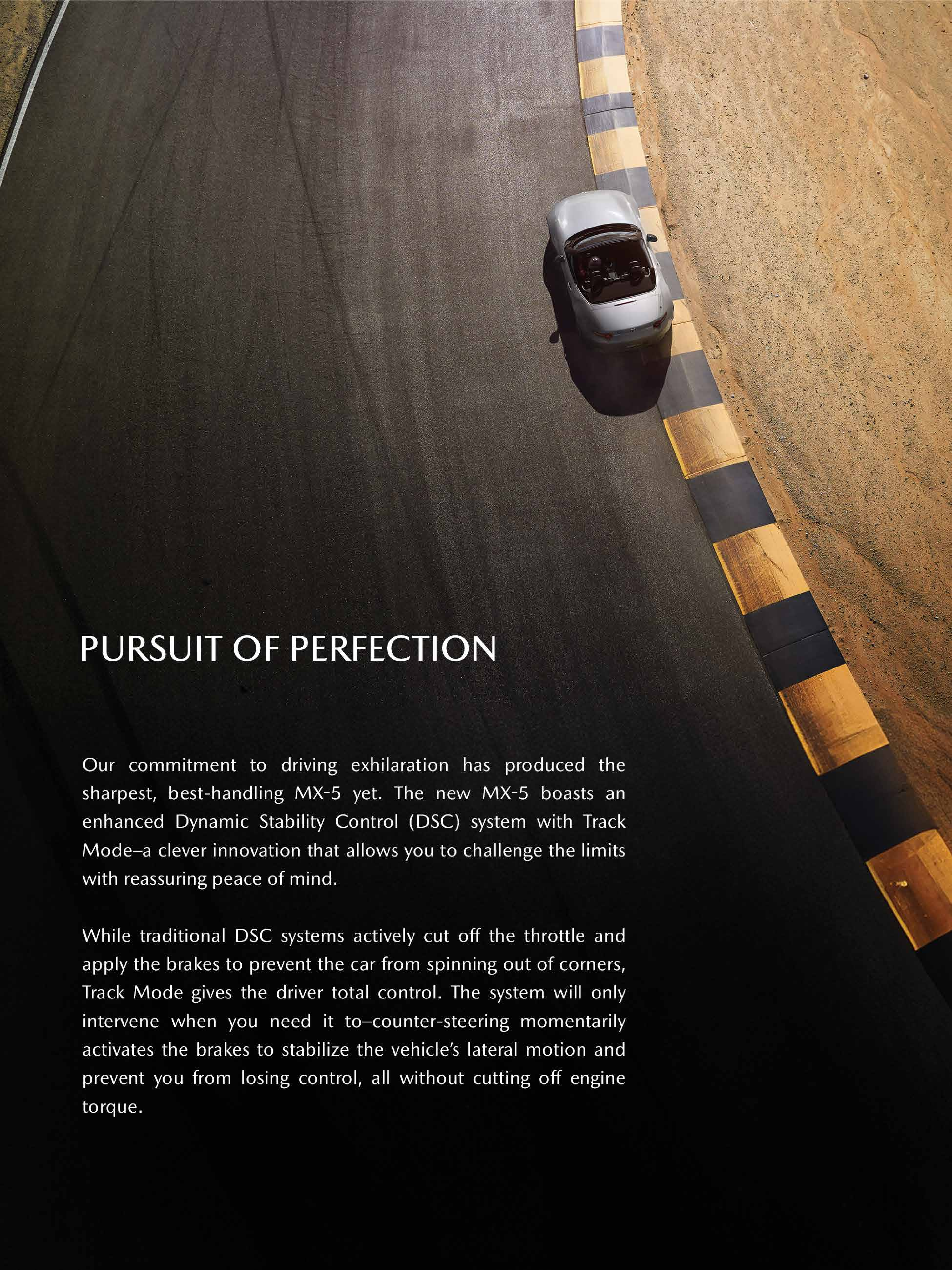
# OVER 30 YEARS OF DRIVING FULFILLMENT

Ever since the introduction of the first-generation Mazda MX-5 in 1989, countless drivers have experienced the pure and unadulterated experience of top-down driving. With more than a million examples encompassing four generations of Mazda's enduring sports car rolling off the exclusive assembly line in Hiroshima, Japan, more and more people are still discovering their passion for long drives, camaraderie and belonging.

The Mazda MX-5 is not just a car that sits in your garage, it is life waiting to be experienced. It is a joy raring to be felt, it is a life story expecting to be told.







## PURSUIT OF PERFECTION

Our commitment to driving exhilaration has produced the sharpest, best-handling MX-5 yet. The new MX-5 boasts an enhanced Dynamic Stability Control (DSC) system with Track Mode—a clever innovation that allows you to challenge the limits with reassuring peace of mind.

While traditional DSC systems actively cut off the throttle and apply the brakes to prevent the car from spinning out of corners, Track Mode gives the driver total control. The system will only intervene when you need it to—counter-steering momentarily activates the brakes to stabilize the vehicle's lateral motion and prevent you from losing control, all without cutting off engine torque.



As a result, novice drivers can unlock their potential with greater confidence, while experienced racers can now push the car to its limits with an extra sense of security. Now, nothing stands in the way between you and the perfect lap.

Another Mazda-first innovation, Asymmetric LSD (A-LSD) further elevates the Jinba-Ittai experience to satisfying new heights. A-LSD improves cornering feel by actively adjusting the slip differential between the left and right wheels when decelerating into and accelerating out of a corner.

This ensures that each wheel travels precisely the exact distance that it should for ultimate cornering precision to achieve the perfect corner, every time.







## KINEMATIC POSTURE CONTROL


Kinematic Posture Control (KPC) provides a more stable turning posture, even when cornering at high speed. KPC applies a slight brake to the inner rear wheel when cornering under conditions with high G-force, generating an “anti-lift” force that pulls the vehicle’s body down and suppresses body roll.

In tight corners and situations where the car would tilt significantly in the past, KPC stabilizes vehicle posture so that it grips the road surface, giving you a greater sense of connection to the ground, and enabling you to accelerate with greater confidence.

Furthermore, KPC can determine turning conditions in real time from the difference in speed between the left and right rear wheels, and adjust linearly to produce the appropriate posture stabilization—all without adding a single gram to the weight of the vehicle.



# DRIVER-INSPIRED DESIGN



The unadulterated driving performance of the Mazda MX-5 is complemented by a timeless and elegant design. Inspired by the KODO philosophy, the iconic roadster receives hand-picked upgrades worthy of its rich heritage.

- LED Daytime Running Lamps
- LED Rear Combination Lamps
- 17" Diamond Cut Alloy Wheels
- 17" Black Metallic Alloy Wheels
- Tan Fabric Soft Top





## MEANT FOR LONGER DRIVES

Every moment behind the wheel should be savored. The Mazda MX-5 is generously appointed with creature comforts that make every drive a pleasure to cherish.

- 9-Speaker BOSE® Sound System
- Tan Nappa Leather Seats
- Tan Leather Interior Upholstery
- 7G Mazda Connect Infotainment System with 8.8" LCD Display
- Wireless Apple CarPlay & Wired Android Auto
- Dual USB-C Ports
- Automatic Climate Control
- Cruise Control
- Adaptive LED Headlamps
- Rain Sensing Wipers







# MODERN SAFETY

Attain maximum enjoyment from every drive knowing you are protected and made aware of your surroundings. Active and passive safety systems create an air of calm reassurance whenever you are on the road.

## Front & Rear Smart Brake Support (SBS-F & SBS-R)

Smart Brake Support assists the driver by detecting vehicles and obstacles ahead and automatically applies the brakes if it senses risk of an impending collision (between 15 km/h to 145 km/h) to avoid or mitigate impact.

Using two ultrasonic sensors mounted on the rear bumper, the system also monitors obstacles when reversing at low speeds (between 2 – 8 km/h). If there is a risk of collision, the system automatically applies the brakes.

## Blind Spot Monitoring (BSM)

By detecting vehicles where the driver has least access to peripheral vision, the system reduces the occurrence of collisions when changing lanes.

BSM warns the driver through lamps on the side mirrors and chimes of an impending collision even before a change of lane maneuver is initiated.





### Rear Cross Traffic Alert (RCTA) with Rear Cross Brake Support (RCBS)

Detects vehicles approaching from either side while the vehicle is reversing out of a parking space. RCTA notifies the driver of oncoming obstacles through lamps on the side mirrors and chimes.

If the system detects that impact is imminent, the vehicle will automatically apply the brakes to avoid or mitigate damage.

### Lane Departure Warning (LDW)

With cameras mounted on the windshield that detect lane markings on the road, the Mazda MX-5 can detect if it is unintentionally veering off its lane and promptly warns the driver to apply corrective steering.



# BUILD YOUR MX-5

The MX-5 ownership journey begins with an exciting process of personalizing your own roadster.

With the Build Your Personal MX-5 Program, you can create an MX-5 unique to your personal preference in transmission, exterior color, interior trim, soft top or retractable fastback, and even up to two different soft top color choices.

A total of 39 combinations are possible. Personalized orders take about four to six months from order to delivery.





# ROOF COLORS



RF Black Top



RF Body Color Top



Tan Soft Top



Black Soft Top

# INTERIOR COLORS



Tan Nappa Leather



Black Leather

# EXTERIOR COLORS



Aero Gray



Soul Red Crystal



Machine Gray



Deep Crystal Blue



Snowflake White Pearl



Jet Black

Specifications per variant may vary. Ask your Mazda Sales Consultant for more details.





Worry-free ownership is the hallmark of the Mazda driving experience. We believe that ease of ownership is key to a long and lasting relationship with your Mazda.

That is why every brand-new Mazda vehicle includes FREE parts and labor for every scheduled Preventive Maintenance Service for five years, or up to 100,000km odometer distance, whichever comes first. If you happen to need assistance, you may avail of emergency towing and minor roadside repair support\*, which comes with your brand-new Mazda. These unique benefits further enhance your Mazda's three-year, or 100,000km, New Vehicle Limited Warranty, Bumper-to-Bumper coverage.\*\*

With over 14 full-service dealerships across the country ready to attend to your vehicle's needs, you can celebrate the joy and freedom of driving that only a Mazda can deliver.

Owning a Mazda is more than just driving with confidence and reassurance. A hassle-free ownership experience is the fulfillment of Mazda's promise to be your reliable partner in life's amazing journeys.



#1 in 2016 and 2019  
according to the J.D. Power  
Philippines Customer Service  
Index (CSI) Study<sup>SM</sup>

For J.D. Power 2019 award information, visit [jdpower.com/awards](http://jdpower.com/awards)

\*subject to third-party charges

\*\* For the full list of the warranty coverage, please see your Mazda Service Warranty Booklet.



SPECIFICATIONS

| MAZDA MX-5                          |                         | RETRACTABLE FASTBACK                             | CONVERTIBLE SOFT TOP                             | CONVERTIBLE SOFT TOP                           |
|-------------------------------------|-------------------------|--|--|--|
| Transmission                        |                         | SKYACTIV-DRIVE 6-Speed Automatic with Sport Mode | SKYACTIV-DRIVE 6-Speed Automatic with Sport Mode | SKYACTIV-DRIVE 6-Speed Manual                  |
| Roof Color                          |                         | Black   Body Color                               | Tan   Black                                      | Tan   Black                                    |
| Drivetrain                          |                         | Rear-Wheel Drive                                 | Rear-Wheel Drive                                 | Rear-Wheel Drive                               |
| Kinematic Posture Control           |                         | Equipped   | Equipped   | Equipped                                       |
| i-STOP Engine Idling Stop System    |                         | Equipped   | Equipped   | Equipped                                       |
| i-ELOOP Regenerative Braking System |                         | Equipped   | Equipped   | Equipped                                       |
| DIMENSIONS AND WEIGHTS              |                         |  |  |  |
| Overall Length                      |                         | 3,915mm  | 3,915mm  | 3,915mm  |
| Overall Width                       |                         | 1,735mm  | 1,735mm  | 1,735mm  |
| Overall Height                      |                         | 1,235mm  | 1,230mm  | 1,230mm  |
| Tread                               | Front                   | 1,495mm  | 1,495mm  | 1,495mm  |
|                                     | Rear                    | 1,505mm  | 1,505mm  | 1,505mm  |
| Wheelbase                           |                         | 2,310mm  | 2,310mm  | 2,310mm  |
| Minimum Turning Radius              |                         | 4.7m   | 4.7m   | 4.7m   |
| Minimum Curb Weight                 |                         | 1,133kg  | 1,088kg  | 1,058kg  |
| ENGINE                              |                         |  |  |  |
| Type                                |                         | SKYACTIV-G, In-line 4-Cylinder, 16-Valve, DOHC   | SKYACTIV-G, In-line 4-Cylinder, 16-Valve, DOHC   | SKYACTIV-G, In-line 4-Cylinder, 16-Valve, DOHC |
| Displacement                        |                         | 1,998 cc   | 1,998 cc   | 1,998 cc                                       |
| Compression Ratio                   |                         | 13:1   | 13:1   | 13:1   |
| Fuel System                         |                         | Electrically Controlled Fuel Injection           | Electrically Controlled Fuel Injection           | Electrically Controlled Fuel Injection         |
| Recommended Fuel                    |                         | Minimum 95 RON Premium Gasoline                  | Minimum 95 RON Premium Gasoline                  | Minimum 95 RON Premium Gasoline                |
| Maximum Output (PS/rpm)             |                         | 184 @ 7,000                                      | 184 @ 7,000                                      | 184 @ 7,000                                    |
| Maximum Torque (Nm/rpm)             |                         | 205 @ 4,000                                      | 205 @ 4,000                                      | 205 @ 4,000                                    |
| Top Speed                           |                         | 200 km/h   | 199 km/h   | 219 km/h                                       |
| 0-100 Km/h                          |                         | 7.9 seconds                                      | 7.6 seconds                                      | 6.5 seconds                                    |
| Fuel Tank Capacity                  |                         | 45 liters  | 45 liters  | 45 liters                                      |
| Emissions                           |                         | EURO 4   | EURO 4   | EURO 4   |
| CHASSIS                             |                         |  |  |  |
| Suspension                          | Front (Double Wishbone) | Equipped   | Equipped   | with Bilstein Dampers                          |
|                                     | Rear                    | Multi-Link                                       | Multi-Link                                       | Multi-Link                                     |
| Limited Slip Differential (LSD)     |                         | -  | -  | Asymmetric LSD                                 |
| Strut Bar                           |                         | -  | Equipped   | -  |
| Brakes                              | Front                   | Ventilated Discs                                 | Ventilated Discs                                 | Ventilated Discs                               |
|                                     | Rear                    | Solid Discs                                      | Solid Discs                                      | Solid Discs                                    |
| STEERING                            |                         |  |  |  |
| Type                                |                         | Rack and Pinion                                  | Rack and Pinion                                  | Rack and Pinion                                |
| Steering Wheel                      | Material                | Leather Wrapped                                  | Leather Wrapped                                  | Leather Wrapped                                |
|                                     | Adjustment              | Tilt & Telescopic                                | Tilt & Telescopic                                | Tilt & Telescopic                              |
|                                     | Control Switch          | Audio & Bluetooth® Hands-Free                    | Audio & Bluetooth® Hands-Free                    | Audio & Bluetooth® Hands-Free                  |
|                                     | Cruise Control          | Equipped   | Equipped   | Equipped                                       |
|                                     | Paddle Shifters         | Equipped   | Equipped   | -  |



| MAZDA MX-5                      |                                    | RETRACTABLE FASTBACK  | CONVERTIBLE SOFT TOP  | CONVERTIBLE SOFT TOP  |
|---------------------------------|------------------------------------|---|---|---|
| EXTERIOR                        |                                    |   |   |   |
| Headlamps                       | Type                               | Adaptive LED Headlamps (ALH) with Auto-Leveling & Auto On/Off | Adaptive LED Headlamps (ALH) with Auto-Leveling & Auto On/Off | Adaptive LED Headlamps (ALH) with Auto-Leveling & Auto On/Off |
|                                 | Running Lamps<br>High Beam Control | LED Equipped  | LED Equipped  | LED Equipped  |
| Rear Combination Lamps          |                                    | LED with Passive Collision Signal                             | LED with Passive Collision Signal                             | LED with Passive Collision Signal                             |
| Tires                           |                                    | 205/45 R17  | 205/45 R17  | 205/45 R17  |
| Wheels                          | Type                               | 17" Aluminum Alloy Wheels                                     | 17" Aluminum Alloy Wheels                                     | 17" Aluminum Alloy Wheels                                     |
|                                 | Color                              | Black Metallic   Diamond Cut                                  | Black Metallic   Diamond Cut                                  | Black Metallic   Diamond Cut                                  |
| Side Mirrors                    | Type                               | Gloss Black   Body Color                                      | Gloss Black   Body Color                                      | Gloss Black   Body Color                                      |
|                                 | Color                              | Power Adjust  | Power Adjust  | Power Adjust  |
| Wipers                          |                                    | Rain Sensing Wipers   | Rain Sensing Wipers   | Rain Sensing Wipers   |
| Exhaust Tail Pipe               |                                    | Dual Type with Exhaust Finisher                               | Dual Type with Exhaust Finisher                               | Dual Type with Exhaust Finisher                               |
| INTERIOR                        |                                    |   |   |   |
| Seats                           | Material                           | Nappa Leather   Leather                                       | Nappa Leather   Leather                                       | Nappa Leather   Leather                                       |
|                                 | Color                              | Tan   Black   | Tan   Black   | Tan   Black   |
| Interior Upholstery             |                                    | Tan Leather   Black Leather                                   | Tan Leather   Black Leather                                   | Tan Leather   Black Leather                                   |
| Shift Knob                      |                                    | Leather Wrapped   | Leather Wrapped   | Leather Wrapped   |
| Audio System                    | Type                               | Mazda Connect with 8.8" LCD Display                           | Mazda Connect with 8.8" LCD Display                           | Mazda Connect with 8.8" LCD Display                           |
|                                 | Connectivity                       | 2-USB-C, Bluetooth® Hands-Free, Apple CarPlay, & Android Auto | 2-USB-C, Bluetooth® Hands-Free, Apple CarPlay, & Android Auto | 2-USB-C, Bluetooth® Hands-Free, Apple CarPlay, & Android Auto |
|                                 | Wireless Apple CarPlay             | Equipped  | Equipped  | Equipped  |
|                                 | Speakers                           | 9-Speaker BOSE® Sound System                                  | 9-Speaker BOSE® Sound System                                  | 9-Speaker BOSE® Sound System                                  |
| Meter Set                       |                                    | Digital Speedometer with 4.6" LCD Display                     | Digital Speedometer with 4.6" LCD Display                     | Digital Speedometer with 4.6" LCD Display                     |
| Climate Control                 |                                    | Automatic Single-Zone   | Automatic Single-Zone   | Automatic Single-Zone   |
| Push Start / Stop Button        |                                    | Equipped  | Equipped  | Equipped  |
| Rear View Mirror                |                                    | Frameless with Auto-Dimming                                   | Frameless with Auto-Dimming                                   | Frameless with Auto-Dimming                                   |
| Power Windows                   |                                    | One-Touch Down (Driver & Passenger)                           | One-Touch Down (Driver & Passenger)                           | One-Touch Down (Driver & Passenger)                           |
| SAFETY & SECURITY               |                                    |   |   |   |
| Airbags                         |                                    | Dual Front & Side Airbags                                     | Dual Front & Side Airbags                                     | Dual Front & Side Airbags                                     |
| Anti-Lock Braking System        |                                    | Equipped with Electronic Brakeforce Distribution (EBD)        | Equipped with Electronic Brakeforce Distribution (EBD)        | Equipped with Electronic Brakeforce Distribution (EBD)        |
| Dynamic Stability Control (DSC) |                                    | Equipped  | Equipped  | Equipped with Track Mode                                      |
| Smart Keyless Entry System      |                                    | Equipped  | Equipped  | Equipped  |
| Rear Parking Sensors            |                                    | Equipped  | Equipped  | Equipped  |
| Reverse Camera                  |                                    | Equipped  | Equipped  | Equipped  |
| Seatbelt Warning Lamp           |                                    | Equipped  | Equipped  | Equipped  |
| i-ACTIVSENSE                    |                                    |   |   |   |
| Smart Brake Support             | Front                              | Equipped with Forward Obstruction Warning                     | Equipped with Forward Obstruction Warning                     | Equipped with Forward Obstruction Warning                     |
|                                 | Rear                               | Equipped  | Equipped  | Equipped  |
| Lane Departure Warning          |                                    | Equipped  | Equipped  | Equipped  |
| Blind Spot Monitoring           |                                    | Equipped  | Equipped  | Equipped  |
| Rear Cross Traffic Alert        |                                    | Equipped  | Equipped  | Equipped  |
| Rear Cross Brake Support        |                                    | Equipped  | Equipped  | Equipped  |
| Driver Attention Alert          |                                    | Equipped  | Equipped  | Equipped  |





---

Mazda Philippines reserves the right to change or modify equipment specifications at any time without prior notice. Details, colors, specifications are for information only.

© Mazda Motor Corporation

[mazda.ph](http://mazda.ph) [f](#) [@MazdaPhilippines](#) [t](#) [Mazda\\_ph](#)

\*For J.D. Power 2019 award information, visit [jdpower.com/awards](http://jdpower.com/awards)