

MAZDA2



mazda

STYLE THAT SETS YOU APART

Inspired by the Evolved Kodo: Soul of Motion design theme, the Mazda2 radiates style, confidence, and quality from every angle. The new front grille and signature wing creates a refined sense of elegance. Its 16-inch diamond cut aluminum alloy wheels exude a sporty and youthful look.





NEW FRONT BUMPER DESIGN



16-INCH ALUMINUM ALLOY WHEEL DESIGN



BLACK LEATHER / SUEDE SEATS WITH RED ACCENTS



NEW REAR BUMPER DESIGN

AN INVITING CABIN AWAITS YOU

Designed to create a beautiful and inviting driving experience, the Mazda2 features a cabin with black and suede leather seats with red accents, thus lending an air of maturity to its fun and stylish interiors.



Disclaimer: Overseas Model Shown



SEAT THAT SUPPORTS POSTURE

Experience a more relaxed drive with enhanced seat designs. An optimized spring rate for cushion and seatback, a supporter, and spacer help you maintain a natural S-shaped spine curve.



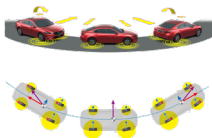
A CONVENIENT AND CONNECTED DRIVE

Passengers can control their mobile phones' popular navigation and music applications through the Mazda Connect infotainment system and Smartphone Mirroring. Now with Wireless Apple CarPlay and Wireless Charging, the Mazda2 offers a safer, more convenient, and connected drive.

Disclaimer: Overseas Model Shown

G-VECTURING CONTROL PLUS (GVC PLUS)

Every drive is engaging and intuitive, thanks to GVC Plus.



**1.5L SKYACTIV-G
GASOLINE ENGINE**
Mechanical improvements make it a livelier and more fuel-efficient engine.

110 PS @ 6,000 rpm
141 Nm @ 4,000 rpm



SAFETY THAT'S A STEP AHEAD

The new Mazda2 is now safer than ever. It has a suite of i-Activsense Technologies, helping you recognize potential hazards and providing you with pre-crash safety features.

Front and Rear Smart City Brake Support
Forward Obstruction Warning
Lane Departure Warning
Blind-Spot Monitoring
Rear-Cross Traffic Alert



LEVEL UP YOUR EVERYDAY DRIVE

Easy and fun to drive, stylish and practical to own, the Mazda2 is the ideal ride for a quick sprint around town or a long drive to your next adventure. Auto-levelling LED headlights and LED daytime running lamps are now standard for the new Mazda2, making the driving experience easier and more intuitive day or night.

Six Airbags

Anti-Lock Braking System with Electronic Brakeforce Distribution

Dynamic Stability Control

Smart Keyless Entry System

Rear Parking Sensor

Rearview Camera





5 YEARS FREE SERVICE PLAN

Worry-free ownership is the hallmark of the Mazda driving experience. We believe that ease of ownership is key to a long and lasting relationship with your Mazda.

That is why every brand-new Mazda vehicle includes FREE parts and labor for every scheduled Preventive Maintenance Service for five years, or up to 100,000km odometer distance, whichever comes first. If you happen to need assistance, you may avail of emergency towing and minor roadside repair support*, which comes with your brand-new Mazda. These unique benefits further enhance your Mazda's three-year, or 100,000km, New Vehicle Limited Warranty, Bumper-to-Bumper coverage.**

With over 19 full-service dealerships across the country ready to attend to your vehicle's needs, you can celebrate the joy and freedom of driving that only a Mazda can deliver.

Owning a Mazda is more than just driving with confidence and reassurance. A hassle-free ownership experience is the fulfillment of Mazda's promise to be your reliable partner in life's amazing journeys.



#1 in 2016 and 2019
according to the J.D. Power
Philippines Customer Service
Index (CSI) Study™

For J.D. Power 2019 award information, visit jdpower.com/awards

*subject to third-party charges

** For the full list of the warranty coverage, please see your Mazda Service Warranty Booklet.

SPECIFICATIONS

MAZDA2		1.5L HATCHBACK SPORT
Engine		SKYACTIV-G 1.5L
Transmission		SKYACTIV-DRIVE 6-Speed Automatic with Sport Mode
G-Vectoring Control Plus		Equipped

DIMENSIONS & WEIGHTS

Overall Length	
Overall Width	
Overall Height	
Wheelbase	
Tread	
	Front
	Rear
Minimum Turning Radius	
Minimum Curb Weight	

4,090mm
1,695mm
1,515mm
2,570mm
1,495mm
1,485mm
4.7m
1,040kg

ENGINE

Type
Displacement
Compression Ratio
Fuel System
Recommended Fuel
Maximum Output (PS/rpm)
Maximum Torque (Nm/rpm)
Fuel Tank Capacity
Emissions

SKYACTIV-G In-line 4-Cylinder, 16-Valve, DOHC
1,496cc
12:1
Direct Injection
91-95 RON Gasoline
110 / 6,000
141 / 4,000
44 liters
Euro 4

STEERING

Type	
Power Steering Type	
Steering Wheel Controls	Material Adjustment Control Switch Cruise Control Paddle Shifters

Rack & Pinion
Electric Power-Assisted Steering
Leather Wrapped
Tilt & Telescopic
Audio & Bluetooth® Hands-Free
Standard Cruise Control
Equipped

SUSPENSION

Type	
	Front
	Rear

MacPherson Strut
Torsion Beam Axle

BRAKES

Type	
	Front
	Rear
Parking Brake	

Ventilated Discs
Solid Discs
Manual Handbrake

EXTERIOR

Front Grille	Color
Roof	Color
Wheels	Color Size
Tires	Size
Headlamps	Type Running Lamps High Beam Control
Wipers	Front Rear
Side Mirrors	Type Color
Antenna	Type Color

Gloss Black Honeycomb
Black Carbon Fiber Design
Diamond Cut
16" Aluminum Alloy Wheels
185 / 60 R16
LED with Auto-Leveling & Auto On/Off
LED
Equipped
Rain Sensing Wipers
Intermittent
Power Adjust & Power Fold
Gloss Black
Shark Fin Type
Gloss Black

INTERIOR

Seat & Trim Upholstery	Material	
	Front	Driver Passenger
	Rear	
Interior Trim	Material	
Shift Knob	Material	
Audio System	Type Connectivity Speakers	
Wireless Charger		
Meter Set		
Active Driving Display	HUD	
Climate Control	Front	
Push Start/Stop Button		
Rear View Mirror		
Power Windows		
Tonneau Cover		

Black and Suede Leather Seats with Red Accents
6-Way Manual Adjust
4-Way Manual Adjust
60:40 Split Fold-down & Reclining
Black Suede with Red Stitching
Leather Wrapped
Mazda Connect with 7" LCD Display
Dual USB-A, Bluetooth® Hands-Free, Android Auto, & Wireless Apple CarPlay
6 Speakers
Equipped
Digital Speedometer with Analog Tachometer
Equipped
Automatic Climate Control
Equipped
Auto Dimming
One-Touch Up/Down (Driver)
Equipped

SAFETY & SECURITY

Airbags
Anti-Lock Braking System (ABS)
Dynamic Stability Control (DSC)
Smart Keyless Entry System
Camera
Parking Sensors
Hill Start Assist
Seatbelt Reminder
ISOFIX Child Seat Anchors
Child Lock Protection

6 Airbags: Dual Front, Front Side, & Side Curtain
Equipped with Electronic Brakeforce Distribution (EBD)
Equipped
Equipped
Reverse Camera
Rear
Equipped
Driver & All Passengers
Equipped
Equipped

I-ACTIVSENSE

Smart City Brake Support
Forward Obstruction Warning
Lane Departure Warning
Blind Spot Monitoring
Rear Cross Traffic Alert

Front & Rear
Equipped
Equipped
Equipped
Equipped

AVAILABLE COLORS




Aero Gray



Soul Red Crystal



Machine Gray



Polymetal Gray




Deep Crystal Blue



Snowflake White Pearl



Platinum Quartz



Jet Black

Mazda Philippines reserves the right to change or modify equipment specifications at any time without prior notice. Details, Colors, Specifications are for information only.

© Mazda Motor Corporation